

**PREPARATION IS THE KEY !**



---

---

---

---

---

---

---

---

**HISTORY**



- Recognition of the need to introduce material “ahead “of time
- Opportunity to reach larger group
- Students do not necessarily want to engage in a learning process when experiencing academic difficulty

---

---

---

---

---

---

---

---

**History Cont’d**

- Modeled after Southern Connecticut University’s program, presented at AHEAD in 2006.
- Included session for “parent transition.”



---

---

---

---

---

---

---

---

### Year One



- Two full days!
- Seven students, twelve parents
- Transfer students attended day two only
- Third day option for assistive technology

4

---

---

---

---

---

---

---

---

### Year One Agenda

5

---

---

---

---

---

---

---

---

### Year Two



- Twelve students
- Implemented use of computer instruction classroom
- Guest speaker panel
- Mini session
- Additional mentors

6

---

---

---


---

---

---

---

---

 Northeastern

**Year Two Agenda**

7

---

---

---


---

---

---


---

---

 Northeastern

**Year Three**

- Day and a half
- Delta Alpha Pi panel presentation
- 21 students



8

---

---

---


---

---

---

---

---

 Northeastern

**Year Three Agenda**

9

---

---

---

---

---

---

---

---

### The Committee



- Disability specialists
- Need representation in all disability areas
- Each brings perspective, experience and materials

10

---

---

---

---

---

---

---

---

### The Plan



- Begin early March
- Bi-weekly
- The "To Do List"

Handout#5

11

---

---

---

---

---

---

---

---

### Collaboration



- Administrative
- DSS
- Events Office
- Scheduling Office
- Catering
- Printing
- Admissions
- Housing
- Parking

12

---

---

---

---

---

---

---

---

### Subject Matter and Agendas



- Agenda topics based on input from committee
- What was most useful for student to know in order to get a “good start.”
  - Familiarity with DSS Office processes
  - Transitions to college
  - Strategies for success
  - College/university specific sites ( Blackboard, MyNEU)

Handout #6 & 7

13

---

---

---

---

---

---

---

---

### Subject Matter cont'd



- Venue for “Using the DRC” and “Blackboard and MyNEU” was a computer instruction classroom, with 21 personal computers and 1 instructor computer
- Venue for “Strategies” and “Transitions” was a traditional meeting room with projector and laptop capabilities

14

---

---

---

---

---

---

---

---

### The Mentors



- **SIGNATURE PROGRAM**
- Back every year by popular demand
- Selected group based on leadership qualities
- Nominated by specialists
- Handout # 8

15

---

---

---

---

---

---

---

---



### Evaluation



- By student
- By parents
- Wrap up meeting
- Mid semester surveys
- Data collection

Handout # 9 & 10

---



---



---



---



---



---



---



### Retention

- |  |   |
|--|---|
| <ul style="list-style-type: none"> <li>• <b>Freshman to Sophomore</b></li> <li>• 2006 75%</li> <li>• 2007 80%</li> <li>• 2008 76%</li> <li>• 2009 94%</li> </ul> | <ul style="list-style-type: none"> <li>• <b>Up to Date</b></li> <li>• 2006 75% (1 grad)</li> <li>• 2007 70%</li> <li>• 2008 76 %</li> <li>• 2009 94%</li> </ul> |
|--|---|

---



---



---



---



---



---



---



### So, Why Bother ?

- Students
- Parents
- Mentors
- University
- DSS Providers

---



---



---



---



---



---



---



**Students**

- Retention
- Numbers are good
- Model works

---

---

---

---

---

---

---

---



**Parents**

- Confidence builder
- Opportunity to ask questions
- Can see mentors as role models
- Opportunity to meet DSS staff
- Tour facility

---

---

---

---

---

---

---

---



**Mentors**

- Opportunity to build program
- Many attended program

---

---

---

---

---

---

---

---



### University

- Cares!
- Small investment for results

---

---

---

---

---

---

---

---



### DSS Providers

- Opportunity to reach a larger group
- Proactive approach

---

---

---

---

---

---

---

---



### Recommendations for Change



- Transitions
  - Use of mailings, information needed before arrival to campus
  - Handouts
- Strategies
  - Unsure of effectiveness if introduced at this juncture
- Disclosure
  - Introduced the use of role playing
- Advocacy
- Handout # 11 & 12

---

---

---

---

---

---

---

---

### Scenarios for Disclosure and Advocacy

- **Disclosing**
- You realize you will need extended time for your upcoming test, which is in less than a week, what should you do?
- **Tests are back to back**
- As you are completing your on-line form for a room reserve, you realize that you have a class immediately following the class in which you have the test. How do you go about receiving the extended time?
- **Instructor says “no” of “You don’t need extra time.”**
- You approach your instructor and remind him that you have disclosed a disability and will be needing testing accommodations. The instructor says, “No or that won’t be necessary.”

25

---

---

---

---

---

---

---

---

### Cont’d

- **In class quizzes**
- Your instructor will be giving “in class quizzes,” how do you arrange for the extra time?
- **Not Captioned**
- Your instructor shows a movie or video that is not captioned.
- **Room Reserves and changes**
- You have completed your room reserve for your upcoming test and the instructor changes the date at the last minute.

26

---

---

---

---

---

---

---

---